





Namaste English
Mastery Course on Active and Passive
By Santosh Sir


Mastery Course
on
Active and Passive Voice

 **16 Live Classes**

 **Class PDFs**

 **QUIZZES**

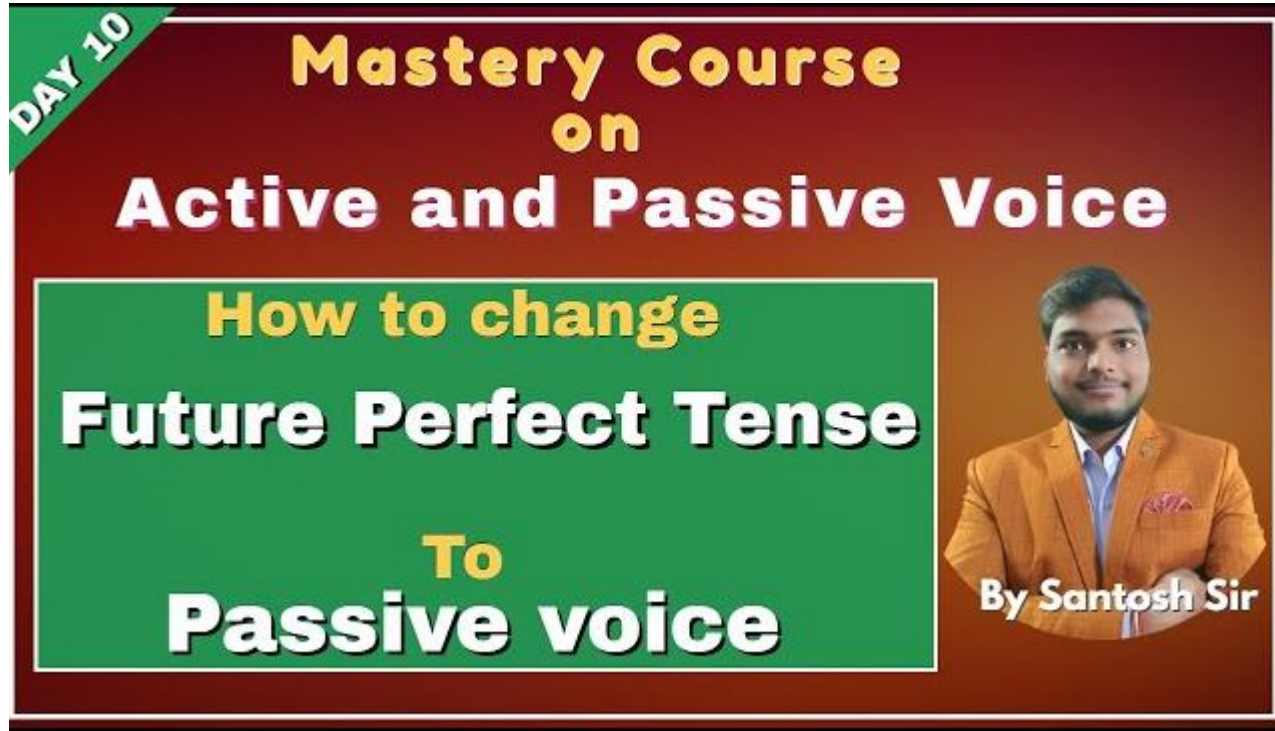
 **Daily Practice**


By Santosh Sir

From Basic to Advance level

Active and Passive Voice

Day 10



Introduction to the course

- ❖ It's important that we have the knowledge of Active and Passive Voice along with the knowledge of tenses. So, this time we have brought a special course for you all.
- ❖ In this course you will get mastery on Voice.
- ❖ Your spoken part will improve.
- ❖ Your written part will be rhetoric, after you have attended all the sessions of this course.

Changing Future Perfect Tense into Passive Voice

Future perfect tense

Active: Subject + will/shall + have + past participle form of the verb + object

Passive: Object of the active sentence + will/shall + have + been + past participle form of the verb + by + subject of the active sentence

Active: We **shall have accepted** the invitation.

Passive: The invitation **shall have been accepted** by us.

Active: She **will have finished** her work.

Passive: Her work **will have been finished** by her.

Active: They **will have elected him** their leader.

Passive: He **will have been elected** their leader (by them).

Changing Negative sentences into the passive

They **will not have elected him** their leader.

He will not have been elected their leader by them.

We shall not have left this place.

This place will not have been left by us.

Rohan will not have drunk the coffee.
Coffee will not have been drunk by Rohan

Changing an interrogative sentence into the passive

Active: **Will she have cooked** the food?
Passive: **Will the food have been cooked** by her?

Active: **Why will they have received** our letter?
Passive: Why will our letter **have been received** by them?

Active: Will the patient have taken the medicine?
Passive: Will the medicine have been taken by the government?

About the Instructor

Santosh Sen (B.Ed. in English, University of Delhi)

Santosh Sir has wide teaching experience of more than 5 years in English Language and Literature. He is an ex-faculty of Exam Mitra Institute, Delhi. Students have known him as a teacher who makes English Learning easy by his short methods and tricks.

Online Link: On Namaste English Android App at
<https://namasteenglish.page.link/hp>

After installing app, click on website link:
<https://namaste-english.com/video-courses/mastery-course-on-active-&-passive-voice-by-santosh-sir-courses-0472b2b889be4a08955a2b6bab8d31f9.html>